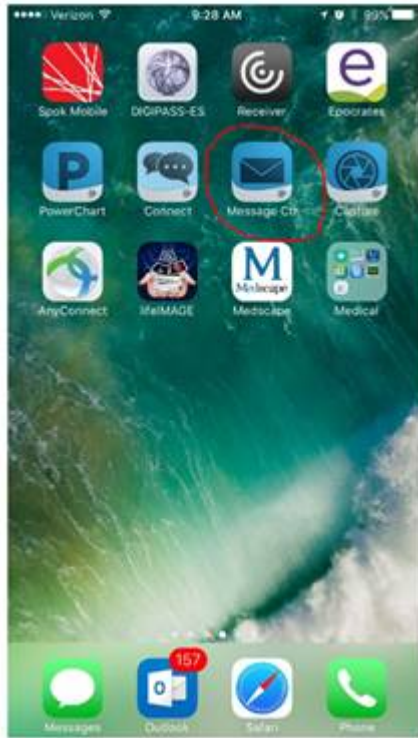


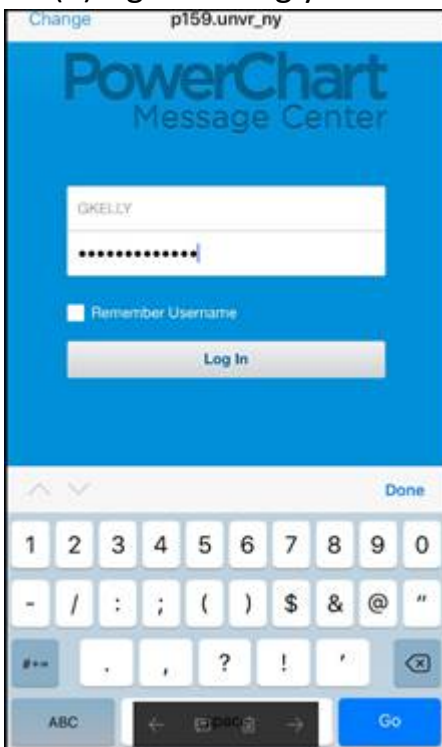
- Cerner iPhone Message Center App: Sign your orders FASTER, EASIER, and MOBILE

SURGEONS: HOW TO CO-SIGN VERBAL ORDERS USING CERNER IPHONE APP

(1) Select the “Message Ctr” App on you iPhone

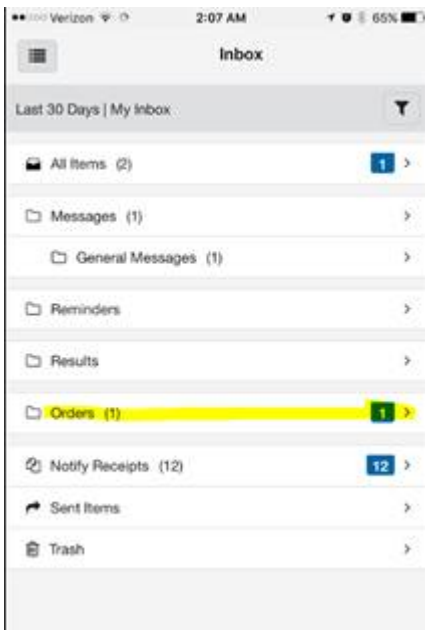


(2) Sign in Using your credentials



(3) Select the “Orders” Folder

Please note that the number displayed may seem to underestimate the actual number of orders. It actually is denoting how many unique patients have orders to sign.



(4) Approve the orders either individually or select “Approve All”

This is one patient with three orders that need co-signature.



PREPARATION:

If you never used Powerchart Touch iPhone App before:

- (a) There is a dedicated website: <https://extranet.stonybrookmedicine.edu/iEMR>
- (b) If the apps are not already installed on your phone you can go to the iPhone App Store and download by searching "Cerner" and selecting "Cerner Message Center"
- (c) To get an access code go here: <https://inside.stonybrookmedicine.edu/iemr/access-code>